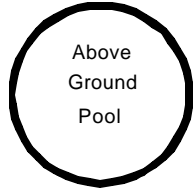


SKETCH/AREA TABLE ADDENDUM

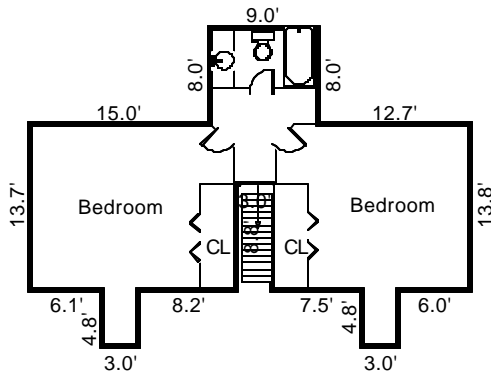
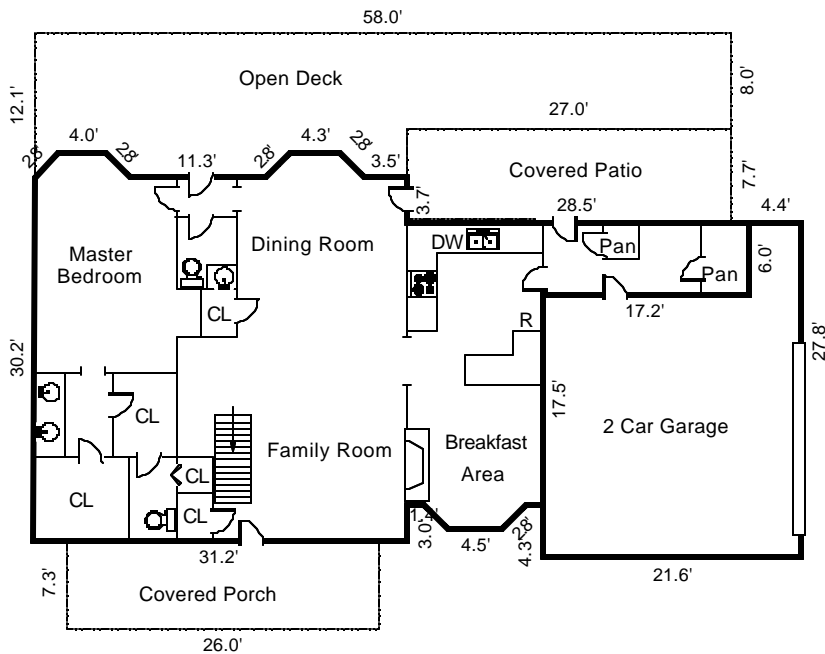
SUBJECT

Property Address 30 N Stonebridge Rd	City Carriere	State MS	Zip 39426
Borrower			
Lender/Client			
Appraiser Name			

IMPROVEMENTS SKETCH



Gazebo



Comments:

AREA CALCULATIONS

AREA CALCULATIONS SUMMARY			
Code	Description	Net Size	Net Totals
GLA1	First Floor	1344.2	1344.2
GLA2	Second Floor	579.6	579.6
P/P	Covered Porch	190.7	
	Covered Patio	205.5	
	Open Deck	566.1	962.2
GAR	2 Car Garage	497.7	497.7
Net LIVABLE Area		(Rounded)	1924

LIVING AREA BREAKDOWN		
Breakdown		Subtotals
First Floor		
	8.5 x 23.5	199.8
	2.0 x 4.5	9.0
0.5 x	2.0 x 2.0	2.0
0.5 x	2.0 x 2.0	2.0
	1.3 x 23.5	31.3
	1.4 x 23.5	33.3
	6.0 x 17.2	103.0
	21.5 x 30.2	649.3
0.5 x	2.0 x 2.0	2.0
	2.0 x 4.3	8.5
0.5 x	2.0 x 2.0	2.0
0.5 x	2.0 x 2.0	2.0
	4.0 x 32.2	128.8
	3.5 x 30.2	105.7
0.5 x	1.4 x 2.8	2.0
0.5 x	0.0 x 0.1	1.8
0.5 x	0.0 x 0.0	0.0
	2.0 x 30.2	60.4
	0.0 x 26.5	1.3
Second Floor		
	3.0 x 4.7	14.3
	3.0 x 4.7	14.3
	8.0 x 9.0	72.0
	5.0 x 36.8	183.8
	8.8 x 16.5	144.4
	8.8 x 17.3	150.9
25 Items		(Rounded) 1924